



Studio
Hobby room
Home office

Building
Pricing

Special Offer

Mid-Season Sale - 15% Off!

Head Office & Show Site
Phoenix Sales UK Limited
The Sales Office
70 Wrecclesham Hill
Farnham, Surrey, GU10 4JX

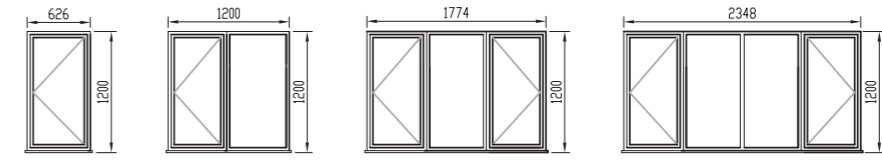
Telephone: 01252 712227
Facsimile: 01252 728343
Email: info@phoenixtimberbuildings.co.uk
Web: www.phoenixtimberbuildings.co.uk

Select your shell building size + choose your options + add your doors and win-

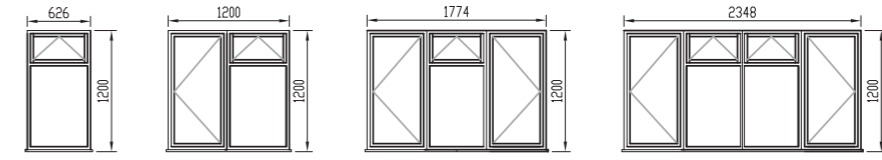
| Size feet (metres) | Shiplap 16mm | | Loglap 22mm | | Shiplap 25mm | | Felt Tiles | Insulation & Lining | Superior Wood Treatment | Guttering | Plastering |
|------------------------|--------------|------------|-------------|------------|--------------|------------|------------|---------------------|-------------------------|-----------|------------|
| | Shiplap 16mm | Sale Price | Loglap 22mm | Sale Price | Shiplap 25mm | Sale Price | | | | | |
| 10' x 8' (3.0 x 2.4m) | £2,400 | £2,040 | £2,880 | £2,244 | £3,360 | £2,856 | £400 | £480 | £320 | £200 | £320 |
| 12' x 8' (3.6 x 2.4m) | £2,880 | £2,448 | £3,456 | £2,693 | £4,032 | £3,427 | £480 | £576 | £384 | £240 | £384 |
| 14' x 8' (4.2 x 2.4m) | £3,360 | £2,856 | £4,032 | £3,142 | £4,704 | £3,998 | £560 | £672 | £448 | £280 | £448 |
| 16' x 8' (4.8 x 2.4m) | £3,840 | £3,264 | £4,608 | £3,591 | £5,376 | £4,569 | £640 | £768 | £512 | £320 | £512 |
| 18' x 8' (5.4 x 2.4m) | £4,320 | £3,672 | £5,184 | £4,040 | £6,048 | £5,140 | £720 | £864 | £576 | £360 | £576 |
| 20' x 8' (6.0 x 2.4m) | £4,800 | £4,080 | £5,760 | £4,488 | £6,720 | £5,712 | £800 | £960 | £640 | £400 | £640 |
| 10' x 10' (3.0 x 3.0m) | £3,000 | £2,550 | £3,600 | £2,805 | £4,200 | £3,570 | £500 | £600 | £400 | £200 | £400 |
| 12' x 10' (3.6 x 3.0m) | £3,600 | £3,060 | £4,320 | £3,366 | £5,040 | £4,284 | £600 | £720 | £480 | £240 | £480 |
| 14' x 10' (4.2 x 3.0m) | £4,200 | £3,570 | £5,040 | £3,927 | £5,880 | £4,998 | £700 | £840 | £560 | £280 | £560 |
| 16' x 10' (4.8 x 3.0m) | £4,800 | £4,080 | £5,760 | £4,488 | £6,720 | £5,712 | £800 | £960 | £640 | £320 | £640 |
| 18' x 10' (5.4 x 3.0m) | £5,400 | £4,590 | £6,480 | £5,049 | £7,560 | £6,426 | £900 | £1,080 | £720 | £360 | £720 |
| 20' x 10' (6.0 x 3.0m) | £6,000 | £5,100 | £7,200 | £5,610 | £8,400 | £7,140 | £1,000 | £1,200 | £800 | £400 | £800 |
| 12' x 12' (3.6 x 3.6m) | £4,320 | £3,672 | £5,184 | £4,040 | £6,048 | £5,140 | £720 | £864 | £576 | £240 | £576 |
| 14' x 12' (4.2 x 3.6m) | £5,040 | £4,284 | £6,048 | £4,713 | £7,056 | £5,997 | £840 | £1,008 | £672 | £280 | £672 |
| 16' x 12' (4.8 x 3.6m) | £5,760 | £4,896 | £6,912 | £5,386 | £8,064 | £6,854 | £960 | £1,152 | £768 | £320 | £768 |
| 18' x 12' (5.4 x 3.6m) | £6,480 | £5,508 | £7,776 | £6,059 | £9,072 | £7,711 | £1,080 | £1,296 | £864 | £260 | £864 |
| 20' x 12' (6.0 x 3.6m) | £7,200 | £6,120 | £8,640 | £6,732 | £10,080 | £8,568 | £1,200 | £1,440 | £960 | £400 | £960 |
| 14' x 14' (4.2 x 4.2m) | £5,880 | £4,998 | £7,056 | £5,498 | £8,232 | £6,997 | £980 | £1,176 | £784 | £280 | £784 |
| 16' x 14' (4.8 x 4.2m) | £6,720 | £5,712 | £8,064 | £6,284 | £9,408 | £7,996 | £1,120 | £1,344 | £896 | £320 | £896 |
| 18' x 14' (5.4 x 4.2m) | £7,560 | £6,426 | £9,072 | £7,069 | £10,584 | £8,996 | £1,260 | £1,512 | £1,008 | £360 | £1,008 |
| 20' x 14' (6.0 x 4.2m) | £8,400 | £7,140 | £10,080 | £7,854 | £11,760 | £9,996 | £1,400 | £1,680 | £1,120 | £400 | £1,120 |
| 16' x 16' (4.8 x 4.8m) | £7,680 | £6,528 | £9,216 | £7,181 | £10,752 | £9,139 | £1,280 | £1,536 | £1,024 | £320 | £1,024 |
| 18' x 16' (5.4 x 4.8m) | £8,640 | £7,344 | £10,368 | £8,079 | £12,096 | £10,281 | £1,440 | £1,728 | £1,152 | £360 | £1,152 |
| 20' x 16' (6.0 x 4.8m) | £9,600 | £8,160 | £11,520 | £8,976 | £13,440 | £11,424 | £1,600 | £1,920 | £1,280 | £400 | £1,280 |
| 18' x 18' (5.4 x 5.4m) | £9,720 | £8,262 | £11,664 | £9,089 | £13,608 | £11,566 | £1,620 | £1,944 | £1,296 | £360 | £1,296 |
| 20' x 18' (6.0 x 5.4m) | £10,800 | £9,180 | £12,960 | £10,098 | £15,120 | £12,852 | £1,800 | £2,160 | £1,440 | £400 | £1,440 |
| 20' x 20' (6.0 x 6.0m) | £12,000 | £10,200 | £14,400 | £11,220 | £16,800 | £14,280 | £2,000 | £2,400 | £1,600 | £400 | £1,600 |

Calculate your own building size

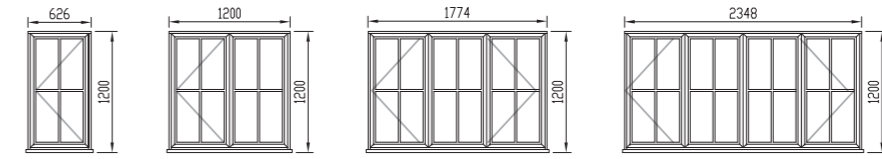
| Square footage prices | £30 sq ft | £36 sq ft | £42 sq ft | £5 sq ft | £6 sq ft | £4 sq ft | £10 ft run | £4 sq ft |
|-----------------------|-----------|-----------|-----------|----------|----------|----------|------------|----------|
|-----------------------|-----------|-----------|-----------|----------|----------|----------|------------|----------|



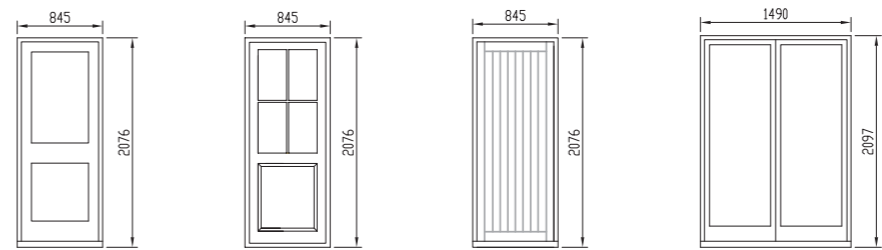
| | | | | |
|----------------|---------|---------|---------|---------|
| Order Code | 112C | 212C | 312CC | 412CMC |
| Window Cost | £180.00 | £262.00 | £425.00 | £511.00 |
| Fitting Charge | £40.00 | £40.00 | £80.00 | £80.00 |



| | | | | |
|----------------|---------|---------|---------|---------|
| Order Code | 112V | 212CV | 312CVC | 412CVVC |
| Window Cost | £178.00 | £334.00 | £494.00 | £718.00 |
| Fitting Charge | £40.00 | £40.00 | £80.00 | £80.00 |



| | | | | |
|----------------|---------|---------|---------|---------|
| Order Code | C112C | C212C | C312CC | C412CMC |
| Window Cost | £221.00 | £341.00 | £542.00 | £667.00 |
| Fitting Charge | £40.00 | £40.00 | £80.00 | £80.00 |



| | | | | |
|----------------|---------|------------|---------|----------------|
| Order Code | 2XG | Northfield | FLB | 44055 Brittany |
| Door Cost | £362.00 | £391.00 | £329.00 | £1,133.00 |
| Fitting Charge | £80.00 | £80.00 | £80.00 | £160.00 |

UPVC Doors and Windows

We supply UPVC doors and windows at the cost illustrated on this page but are are to offer wooden doors and windows if required as special items.

UPVC doors and windows are installed ready finished and require no maintenance whatsoever.

All our windows are supplied with full 24mm double glazing units, and locking furniture.

Our doors come with 5-Lever locks as standard. This will ensure that insurance can be taken out on the building and its contents.

This page illustrates a selection of our most popular styles of doors and windows. However we do supply an entire range, please ask to see our full catalogue.

Why not supply your own

Customers are more than welcome to supply their own doors and windows. We can construct the building to suit, and if required fit them for you (standard door and window fitting charges apply).

Our Prices Include

- Wood Treatment
- Delivery
- Erection
- VAT